

**GOVERNMENT OF ODISHA**  
**ST & SC DEVELOPMENT DEPARTMENT**

No 4966 / SSD Dated , Bhubaneswar the, 31/01/2012  
TD -I-TSP-117/2011

From,

Sri P.K.Satapathy, OAS  
Deputy Secretary to Govt.

To,


The Principal Secretary to Govt., Finance Deptt.  
The Principal Secretary to Govt., Agriculture Deptt.  
The Principal Secretary to Govt., Rural Dev. Deptt.  
The Principal Secretary to Govt., Water Resources Deptt.  
The EIC-cum-Secretary to Govt. Works Deptt.

**Sub: Proceeding of the Meeting on review of flow of funds to Tribal Sub Plan (TSP) and Scheduled Caste Sub Plan (SCSP) held on 24.01.2012 at 05.00 P.M. in the Conference Hall of P&C Deptt.**

Sir,


I am directed to send herewith the copy of the proceedings of the Meeting on review of flow of funds to Tribal Sub Plan (TSP) and Scheduled Caste Sub Plan (SCSP) out of Sate Plan outlay during 2012-13 held on 24.01.2012 at 05.00 P.M. in the Conference Hall of P&C Deptt. under the Chairmanship of Development Commissioner-cum-Additional Chief Secretary, Odisha for information and necessary action.

Yours faithfully,

  
31.1.12  
Deputy Secretary to Govt.


Memo No. 4967 dt. 31/01/2012

Copy along with copy of the proceedings of the Meeting held on 24.01.2012 forwarded to P.S. to Minister , ST & SC Dev, Minority & Backward Classes Welfare/ P.S. to Chief Secretary/ P.S. to Development Commissioner-cum-ACS/ P.S. to Agriculture Production Commissioner/ P.S. to Commissioner-cum-Secretary, ST & SC Dev. Deptt./ P.S to for kind information of Hon'ble Minister/ Chief Secretary/ D.C.-cum-ACS/ A.P.C/ Commissioner-cum-Secretary, ST & SC Dev. Deptt../ Director (ST/SC)-cum-Addl. Secretary .

  
31.1.12  
Deputy Secretary to Govt.

Memo No. 4968 dt. 31/01/2012

Copy along with copy of the Meeting held on 24.01.2012 forwarded to all Departments of Govt./ all Officers & all Sections of ST & SC Dev. Deptt. for information and necessary action.

  
31.1.12  
Deputy Secretary to Govt.

## **REVIEW OF FLOW OF FUNDS TO TSP/SCSP OUT OF STATE PLAN OUTLAY DURING 2012-13**

The meeting on review of flow of funds out of State Plan during 2012-13 was taken up under the Chairmanship of the Dev. Commissioner-cum-Addl. Chief Secretary in the Conference Hall of P & C Department at 5.00 PM on 24.01.2012. The list of members who participated in the meeting is at **Annexure – I**.

Initiating the discussion, the Commissioner-cum-Secretary ST & SC Development Department brief regarding department wise outlay, flow of funds to TSP / SCSP, during 2012-13 as per the ceiling communicated by P & C Department. After detailed discussion the following decisions were taken.

- 1) The Department wise highlights of State Plan outlay, flow to TSP & SCSP along with percentage flow as communicated by P & C Deptt. is indicated at **Annexure-II**. The respective Principal Secretaries indicated that in some cases they have gone beyond the flow communicated by P & C to make it at par with the required percentage. The revised flow indicated by the respective Departments is at **Annexure-III**.
- 2) It was decided that ST & SC Development Department representatives will have a look at the Budget Estimates of the Departments like R.D., Agriculture, Water Resources and Works to ensure that the flow to TSP and SCSP is properly reflected.
- 3) Diversion of funds shall be discouraged and re-appropriation, if required, should be made within the concerned TSP / SCSP flow.
- 4) Since Departments like Home, Health and School & Mass etc. make Budget Provisions for buildings to be taken up by Works / R.D. Department the proper flow of TSP / SCSP should be ensured by respective Departments.

The meeting ended with a vote of thanks to the Chair.

(Sd/-)

**Development Commissioner-cum-A.C.S.**

**Annexure-1****Members Present**

<b>Sl. No.</b>	<b>Name of the Participants</b>	<b>Designation &amp; Department</b>
<b>1</b>	<b>2</b>	<b>3</b>
1.	Sri J.K. Mohapatra	Pr. Secretary, Finance
2.	Sri R.L. Jamuda	Pr. Secretary, Agriculture
3.	Sri S.N. Tripathy	Pr. Secretary, Rural Development
4.	Sri Suresh Ch. Mohapatra	Pr. Secretary, Water Resources
5.	Sri S.K. Ray	EIC-cum-Secretary, Works
6.	Sri S.K. Sarangi	Secretary, ST & SC Development
7.	Sri Nalini Pradhan	Chief Engineer, World Bank Project
8.	Sri Bharat Pradhan	Chief Engineer, N.H.
9.	Sri A. Bhuyan.	F.A.-cum-Addl. Secretary, Water Resources Deptt.
10.	Sri G.C. Paul	Director-cum-Addl. Secretary, P & C
11.	Sri A.C. Samantaray	F.A.-cum-Joint Secretary, ST & SC Dev. Deptt.
12.	Sri Babru Bahan Sahoo	Consultant, ST & SC Dev. Deptt.

**Annexure-II****Departmentwise State Plan outlay &flow to TSP/SCSP during 2012-13***(Rs. in Lakh)*

Sl. No.	Name of the Deptt.	Total Outlay	Flow to TSP	%age flow	Flow to SCSP	%age flow
1	2	3	4	5	6	7
1	Agriculture Department	100346.55	15958.30	15.90	11674.80	11.63
2	Commerce Department	1025.00	0.00	0.00	0.00	0.00
3	Co-operation Department	16264.69	3562.20	21.90	2265.10	13.93
4	Culture Department	4043.00	30.00	0.74	0.00	0.00
5	Energy Department	253015.00	56057.30	22.16	52287.30	20.67
6	Excise Department	342.00	0.00	0.00	0.00	0.00
7	Finance Department	2000.00	0.00	0.00	0.00	0.00
8	Fisheries & Animal Resources Development Department	10027.41	1896.40	18.91	2198.90	21.93
9	Forest & Environment Department	26910.00	6753.80	25.10	5398.30	20.06
10	FS & CW Department	1650.36	125.10	7.58	107.40	6.51
11	General Administration Department	12627.00	0.00	0.00	0.00	0.00
12	H & UD Department	64837.00	13882.10	21.41	10430.60	16.09
13	Health & FW Department	37766.00	11529.70	30.53	7876.70	20.86
14	Higher Education Department	26350.00	4727.10	17.94	847.00	3.21
15	Home Department	17520.00	3850.00	21.97	2800.00	15.98
16	Industries Department	10828.13	2090.20	19.30	1267.30	11.70
17	Information & Public Relations Department	1000.00	28.60	2.86	20.80	2.08
18	Information & Technology Department	12000.00	1090.00	9.08	1044.00	8.70
19	Labour and Employment Department	2681.42	442.60	16.51	330.60	12.33

Sl. No.	Name of the Deptt.	Total Outlay	Flow to TSP	%age flow	Flow to SCSP	%age flow
1	2	3	4	5	6	7
20	Law Department	680.39	0.00	0.00	0.00	0.00
21	Panchayati Raj Department	112808.50	25545.50	22.65	22419.40	19.87
22	Planning & Co-ordination Department	127162.00	25326.90	19.92	12636.70	9.94
23	Public Enterprises Department	100.00	0.00	0.00	0.00	0.00
24	Revenue & DM Department	11375.00	2512.10	22.08	1747.10	15.36
25	Rural Development Department	86000.00	15160.40	17.63	12647.40	14.71
26	School & Mass Education Department	146255.00	30519.30	20.87	24032.30	16.43
27	ST & SC Dev. Deptt.	78477.00	71595.10	91.23	6608.20	8.42
28	Science & Technology Department	3350.00	112.70	3.36	45.80	1.37
29	Sports & YS Department	1700.00	376.30	22.14	270.00	15.88
30	Steel & Mines Department	406.60	0.00	0.00	0.00	0.00
31	Textile & Handloom Department	4000.00	1069.80	26.75	896.10	22.40
32	Tourism Department	5600.00	0.00	0.00	0.00	0.00
33	Transport Department	2000.00	405.00	20.25	281.90	14.10
34	Water Resources Department	247151.85	55616.80	22.50	53475.50	21.64
35	Women & Child Development Department	170128.10	37275.30	21.91	29255.80	17.20
36	Works Department	101572.00	22735.40	22.38	18210.00	17.93
	<b>Total</b>	<b>1700000.00</b>	<b>410274.00</b>	<b>24.13</b>	<b>281075.00</b>	<b>16.53</b>

**ANNEXURE-III**

<b>Name of the Deptt.</b>	<b>Total Outlay</b>	<b>% Flow to TSP indicated by P &amp; C</b>	<b>% Flow to TSP agreed by the Department</b>	<b>% Flow to SCSP indicated by P &amp; C</b>	<b>% Flow to SCSP agreed by the Department</b>
<b>1</b>	<b>2</b>	<b>3</b>	<b>4</b>	<b>5</b>	<b>6</b>
Agriculture	100346.55	15.90	23.00	11.63	16.00
Rural Dev.	86000.00	17.63	22.50	14.71	16.00
Water Resources	247151.85	22.50	26.00	21.64	21.64
Works	101572.00	22.38	22.38	17.93	17.93
ST & SC Dev. Deptt	78477.00	91.23	86.65 88.65	8.42	<del>13.00</del> 11.00